



ARMONY

LUXURY RESORT & SPA
PUNTA DE MITA



ADULTS-ONLY
ALL-INCLUSIVE RESORT

MARIVAL
COLLECTION

GROUPS & CONVENTIONS




VENTUM GRAN SALON VENTUM SALON



VENUE	CAPACITY
AUDITORIUM	600
CLASSROOM	525
BANQUET	370
U SHAPE	120
RUSSIAN	150
COCKTAIL	650
BANQ./DANCE F.	320

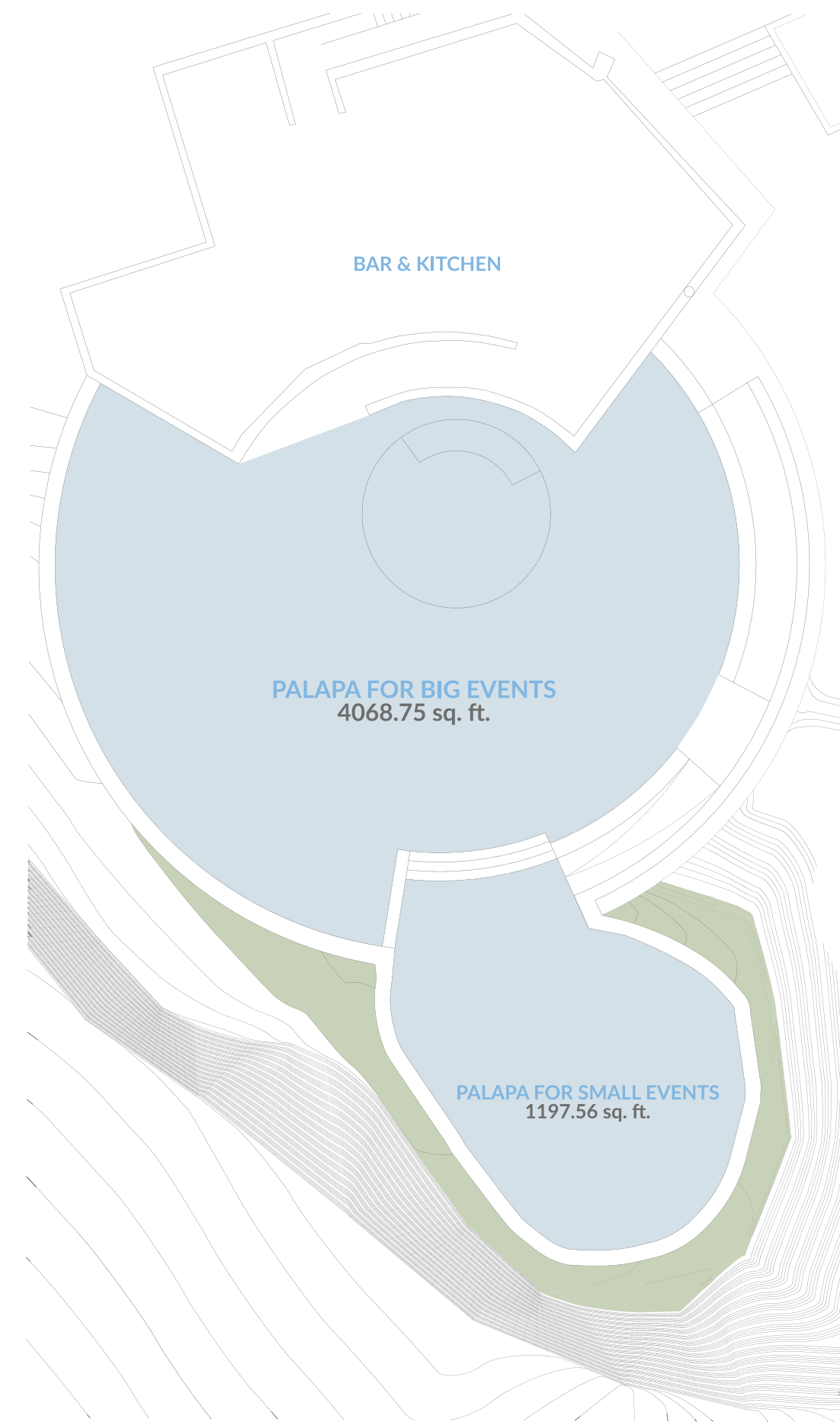
ROOM	LENGTH (FT)	WIDTH (FT)	AREA (SQ. FT.)	HEIGHT (FT)
VENTUM GRAN SALON	66.11	79.20	5235.79	15.75
VENTUM I	66.11	39.21	2591.87	15.75
VENTUM II	37.50	39.07	1465.30	15.75
VENTUM III	28.18	36.68	1033.72	15.75
SALÓN AQUA	48.20	25.75	1241.26	15.75
AQUA I	22.44	25.75	577.96	15.75
AQUA II	25.36	25.75	653.16	15.75
LITORE	24.51	21.36	523.45	15.75



1. Banquet table (Round table, seats 10 people, 1.60 m.) | 2. Rectangular table (2.44 x 0.75 m.) | 3. Rectangular table (2.44 x 0.40 m.) | 4. Podium Modules (1.25 x 1.25 m.) | 5. Wooden modular stage section (2.44 x 1.22 m.) | 6. Wooden modular stage section (1.22 x 1.22 m.)




THE VENT




ROOM	LENGTH (FT)	WIDTH (FT)	AREA (SQ. FT.)	HEIGHT (FT)
PALAPA FOR BIG EVENTS	57.41	70.87	4068.75	13.12
PALAPA FOR SMALL EVENTS	38.22	31.33	1197.56	13.12

AUDITORIUM



BANQUET




1. Banquet table (Round table, seats 10 people, 1.60 m.)
2. Rectangular table (2.44 x 0.75 m.)
3. Rectangular table (2.44 x 0.40 m.)
4. Podium Modules (1.25 x 1.25 m.)
5. Wooden modular stage section (2.44 x 1.22 m.)
6. Wooden modular stage section (1.22 x 1.22 m.)




THE VENT GARDEN

ROOM	LENGTH (FT)	WITH (FT)	AREA (SQ. FT.)	HEIGHT (FT)
THE VENT GARDEN	127.95	39.37	5037.52	N/A

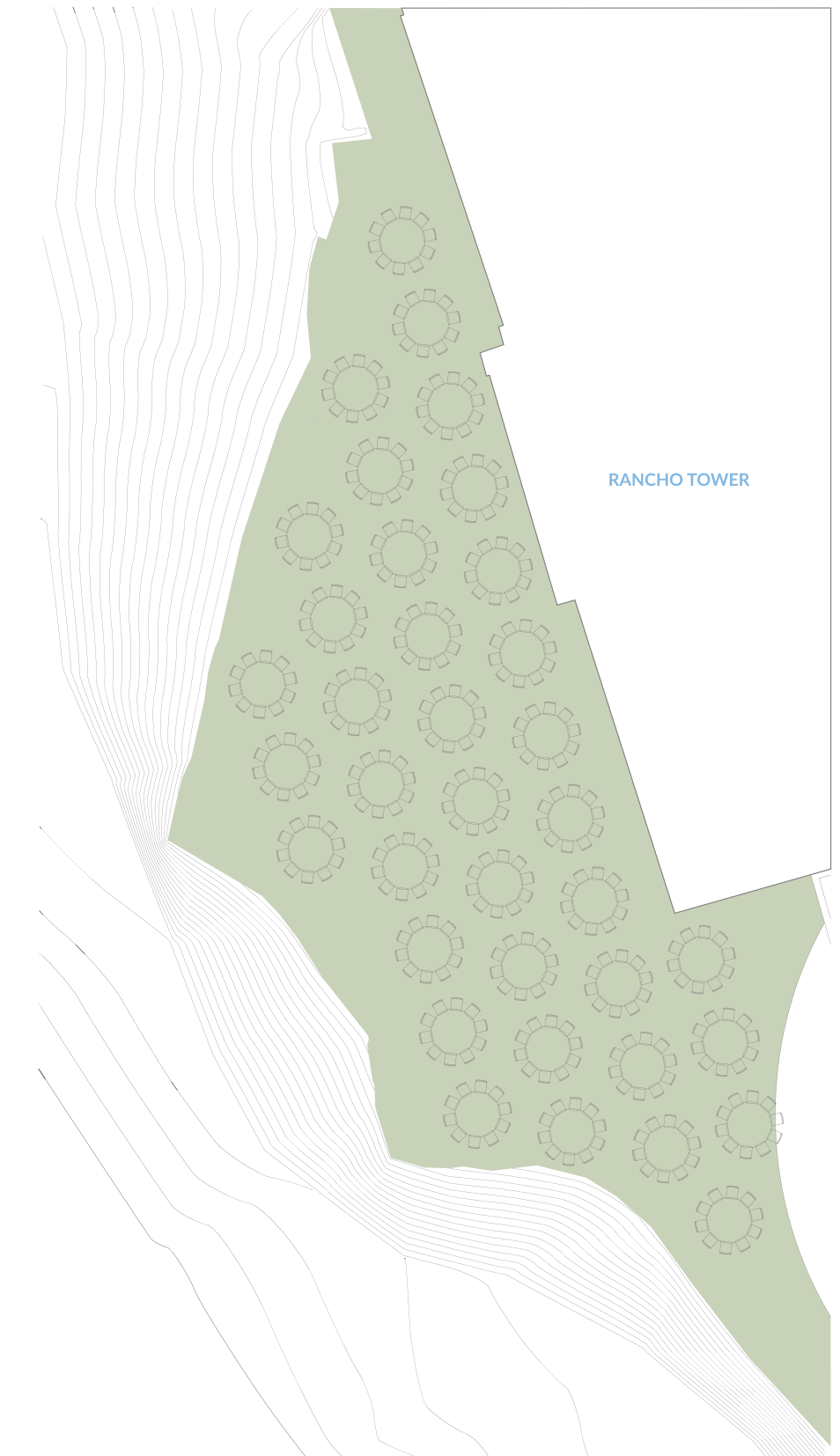
AUDITORIUM



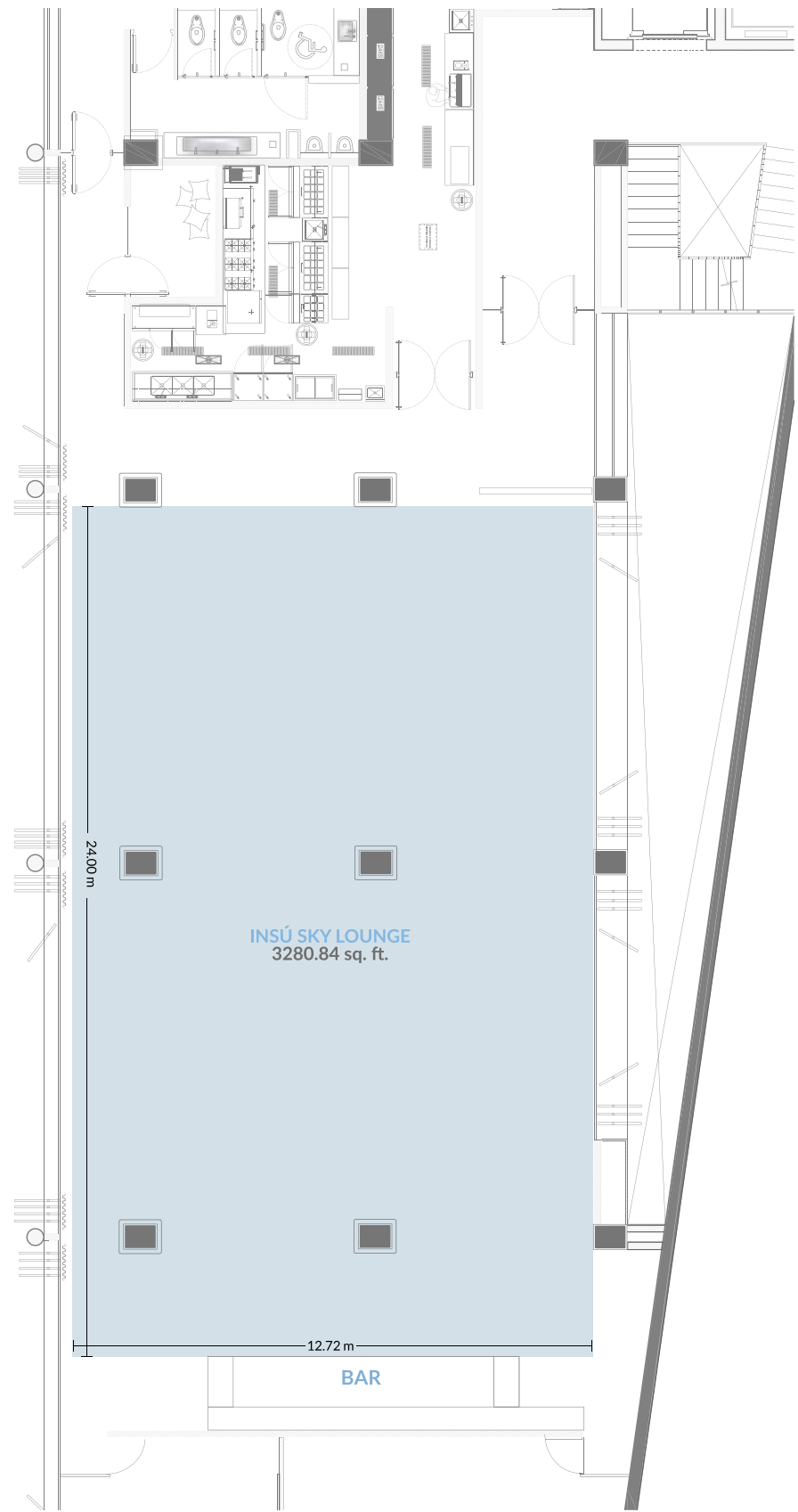
BANQUET



1. Banquet table (Round table, seats 10 people, 1.60 m.)
2. Rectangular table (2.44 x 0.75 m.)
3. Rectangular table (2.44 x 0.40 m.)
4. Podium Modules (1.25 x 1.25 m.)
5. Wooden modular stage section (2.44 x 1.22 m.)
6. Wooden modular stage section (1.22 x 1.22 m.)



INSÚ SKY LOUNGE



ROOM	LENGTH (FT)	WITH (FT)	AREA (SQ. FT.)	HEIGHT (M)
INSÚ SKY LOUNGE	78.74	41.67	3280.84	12.14

BANQUET




1. Banquet table (Round table, seats 10 people, 1.60 m.) | 2. Rectangular table (2.44 x 0.75 m.) | 3. Rectangular table (2.44 x 0.40 m.) | 4. Podium Modules (1.25 x 1.25 m.) | 5. Wooden modular stage section (2.44 x 1.22 m.) | 6. Wooden modular stage section (1.22 x 1.22 m.)

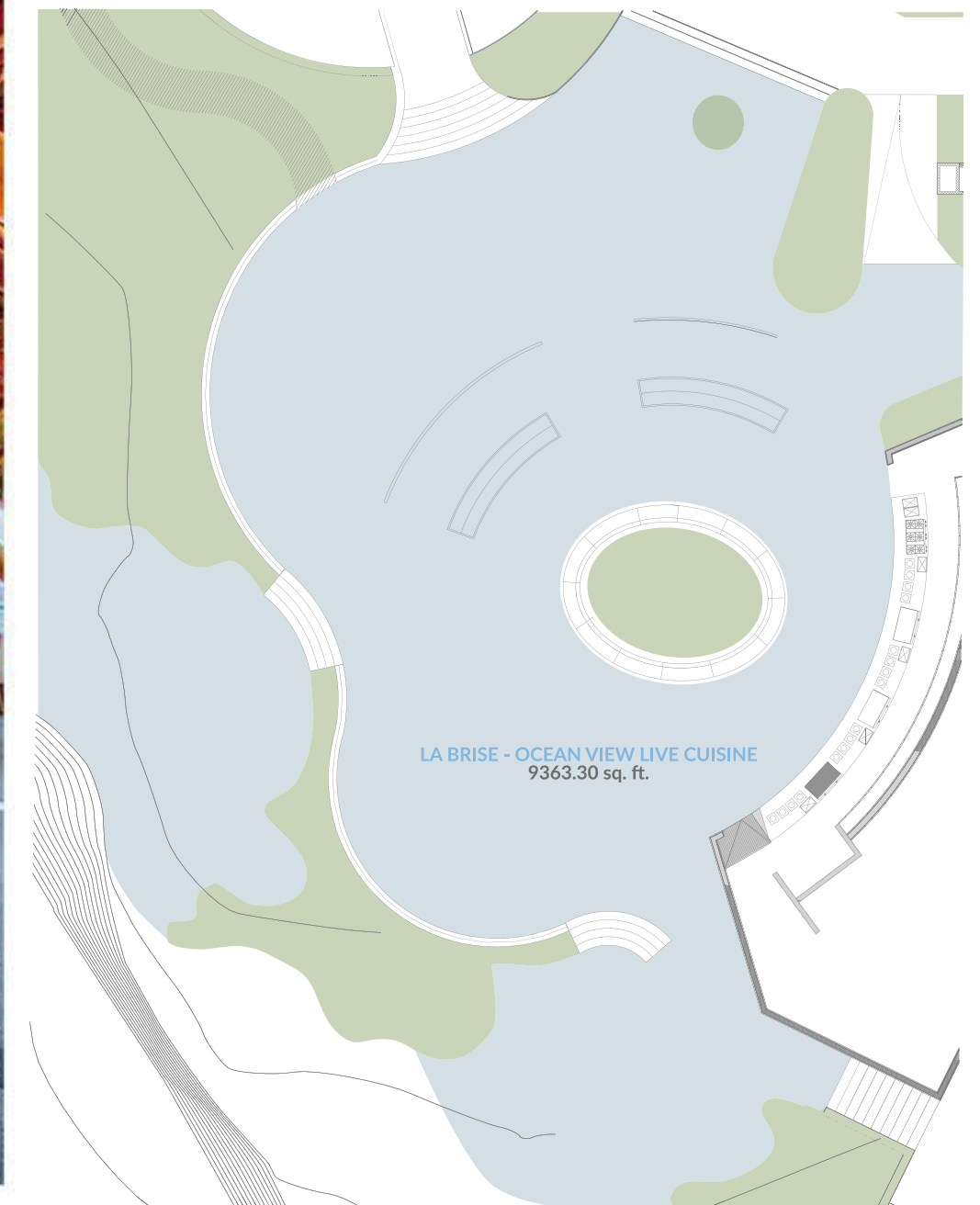
LA BRISE LIVE CUISINE

ROOM	LENGTH (FT)	WIDTH (FT)	AREA (SQ. FT.)	HEIGHT (FT)
LA BRISE - OCEAN VIEW L.C.	86.48	108.27	9663.30	N/A

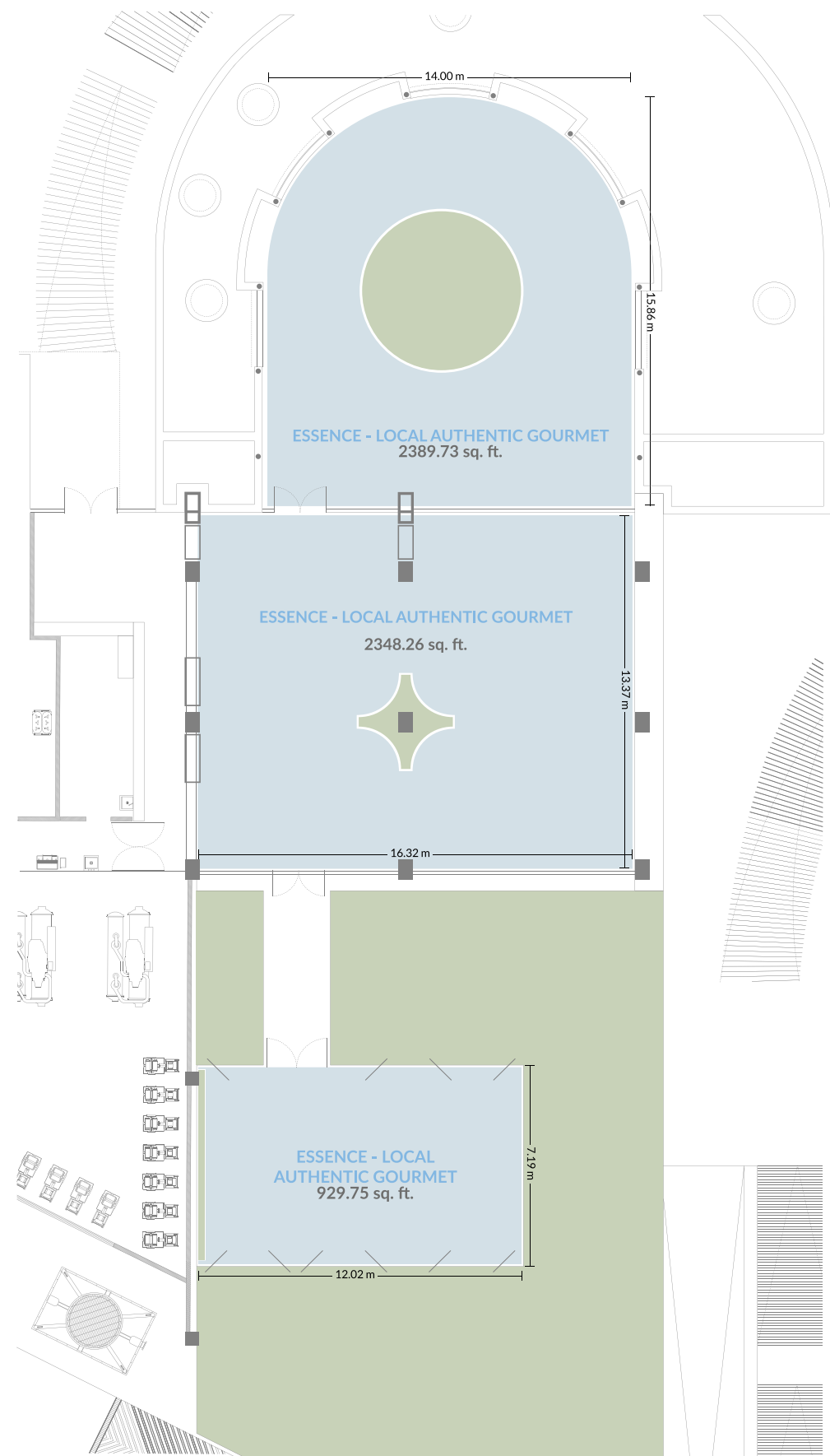
BANQUETE



1. Banquet table (Round table, seats 10 people, 1.60 m.) | 2. Rectangular table (2.44 x 0.75 m.) | 3. Rectangular table (2.44 x 0.40 m.) | 4. Podium Modules (1.25 x 1.25 m.) | 5. Wooden modular stage section (2.44 x 1.22 m.) | 6. Wooden modular stage section (1.22 x 1.22 m.)



ESSENCE



ROOM	LENGHT (FT)	WIDTH (FT)	AREA (SQ. FT.)	HEIGHT (FT)
ESSENCE - LOCAL AUTHENTIC G.	53.41	154.20	8236.11	13.12

BANQUET




1. Banquet table (Round table, seats 10 people, 1.60 m.)
2. Rectangular table (2.44 x 0.75 m.)
3. Rectangular table (2.44 x 0.40 m.)
4. Podium Modules (1.25 x 1.25 m.)
5. Wooden modular stage section (2.44 x 1.22 m.)
6. Wooden modular stage section (1.22 x 1.22 m.)

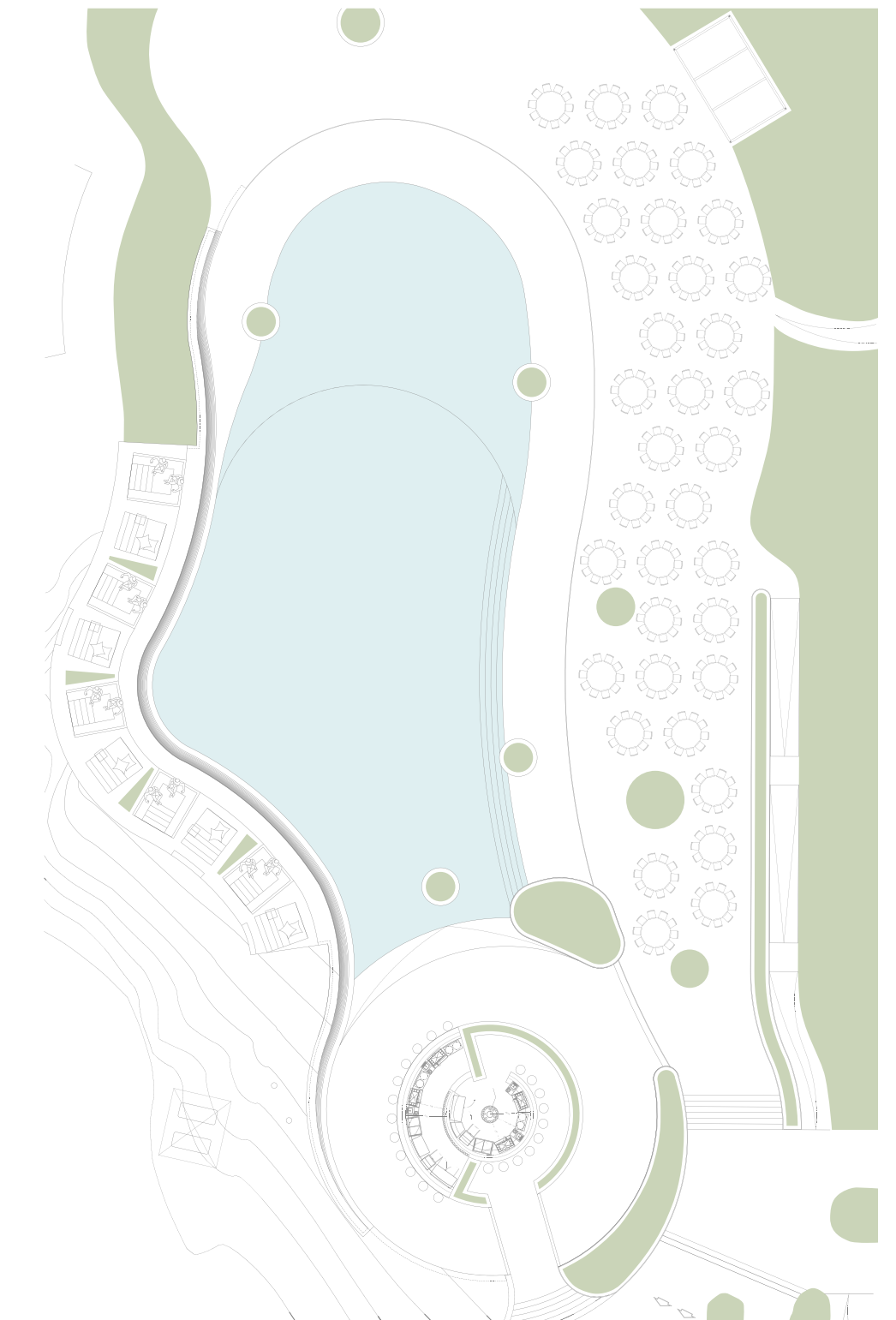
INFINITY POOL

ROOM	LENGHT (FT)	WIDTH (FT)	AREA (SQ. FT.)	HEIGHT (FT)
INFINITY POOL	164.04	50.03	8207.47	N/A

BANQUET



1. Banquet table (Round table, seats 10 people, 1.60 m.)
2. Rectangular table (2.44 x 0.75 m.)
3. Rectangular table (2.44 x 0.40 m.)
4. Podium Modules (1.25 x 1.25 m.)
5. Wooden modular stage section (2.44 x 1.22 m.)
6. Wooden modular stage section (1.22 x 1.22 m.)




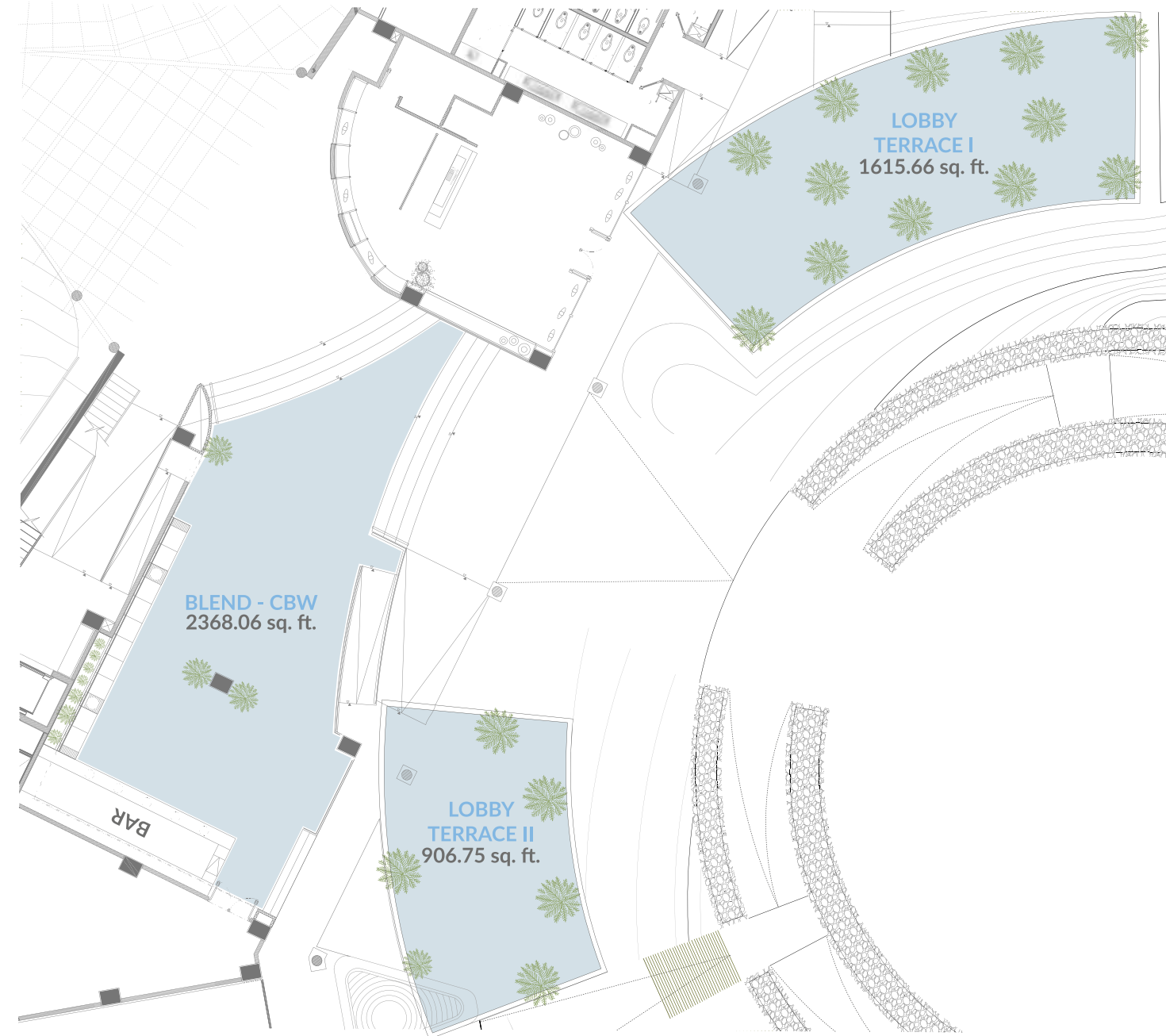
BLEND - CBW LOBBY TERRACE I & II

ROOM	LENGTH (FT)	WIDTH (FT)	AREA (SQ. FT.)	HEIGHT (FT)
BLEND - CBW	72.18	32.81	2368.06	N/A
LOBBY TERRAZA 1	62.34	25.92	1615.66	N/A
LOBBY TERRAZA 2	38.39	23.62	906.75	N/A

BANQUET




1. Banquet table (Round table, seats 10 people, 1.60 m.) | 2. Rectangular table (2.44 x 0.75 m.) | 3. Rectangular table (2.44 x 0.40 m.) | 4. Podium Modules (1.25 x 1.25 m.) | 5. Wooden modular stage section (2.44 x 1.22 m.) | 6. Wooden modular stage section (1.22 x 1.22 m.)




BEACH 200 GARDEN 200

ROOM	LENGTH (FT)	WIDTH (FT)	AREA (SQ. FT.)	HEIGHT (FT)
BEACH 200	N/A	N/A	7319.45	N/A
GARDEN 200	N/A	N/A	1291.67	N/A

AUDITORIUM



BANQUET



1. Banquet table (Round table, seats 10 people, 1.60 m.) | 2. Rectangular table (2.44 x 0.75 m.) | 3. Rectangular table (2.44 x 0.40 m.) | 4. Podium Modules (1.25 x 1.25 m.) | 5. Wooden modular stage section (2.44 x 1.22 m.) | 6. Wooden modular stage section (1.22 x 1.22 m.)

CAPACITY CHART

ROOM	AUDITORIUM	CLASSROOM	BANQUET	U SHAPE	RUSSIAN	COCKTAIL	BANQ./DANCE F.	SQ. FT.
VENTUM GRAND SALON	600	525	370	120	150	650	320	5235.79
VENTUM I	300	240	220	85	100	350	170	2591.87
VENTUM II	120	90	80	55	70	140	50	1033.72
VENTUM III	90	105	60	55	70	110	40	1465.30
AQUA	100	90	80	55	70	120	50	1241.26
AQUA I	60	40	40	30	40	70	N/A	577.96
AQUA II	40	40	40	25	30	50	N/A	653.16
LITORE	40	40	40	25	30	50	N/A	523.45
THE VENT - PALAPA FOR BIG EVENTS	300	N/A	250	N/A	N/A	400	200	4068.75
THE VENT - PALAPA FOR SMALL EVENTS	70	N/A	60	N/A	N/A	80	60	1197.56
THE VENT GARDEN	450	N/A	360	N/A	N/A	500	300	5037.51
INSÚ SKY LOUNGE	N/A	N/A	200	N/A	N/A	150	140	3280.84
LA BRISE - OCEAN VIEW LIVE CUISINE	N/A	N/A	200	N/A	N/A	250	200	9363.30
ESSENCE - LOCAL AUTHENTIC GOURMET	N/A	N/A	250	N/A	N/A	300	200	8236.11
INFINITY POOL	N/A	N/A	350	N/A	N/A	650	290	8207.47
BLEND - COFFEE, BEER & WINE	N/A	N/A	80	N/A	N/A	100	80	2368.06
LOBBY TERRACE 1	N/A	N/A	60	N/A	N/A	80	60	1615.66
LOBBY TERRACE 2	N/A	N/A	120	N/A	N/A	60	120	906.75
BEACH 200	N/A	N/A	500	N/A	N/A	650	500	7319.45
GARDEN 200	N/A	N/A	100	N/A	N/A	150	100	1291.67



